

Trinity Accelerate Solution for the Semiconductor Industry

Contents

- Overview of Triniti Accelerate Solution for the Semiconductor Industry
- Key Benefits of Triniti Solution
- List of Triniti Accelerate Processes (**T A P**)
- Process Flow Diagrams (Sample)
- **T A P** – Project Schedule

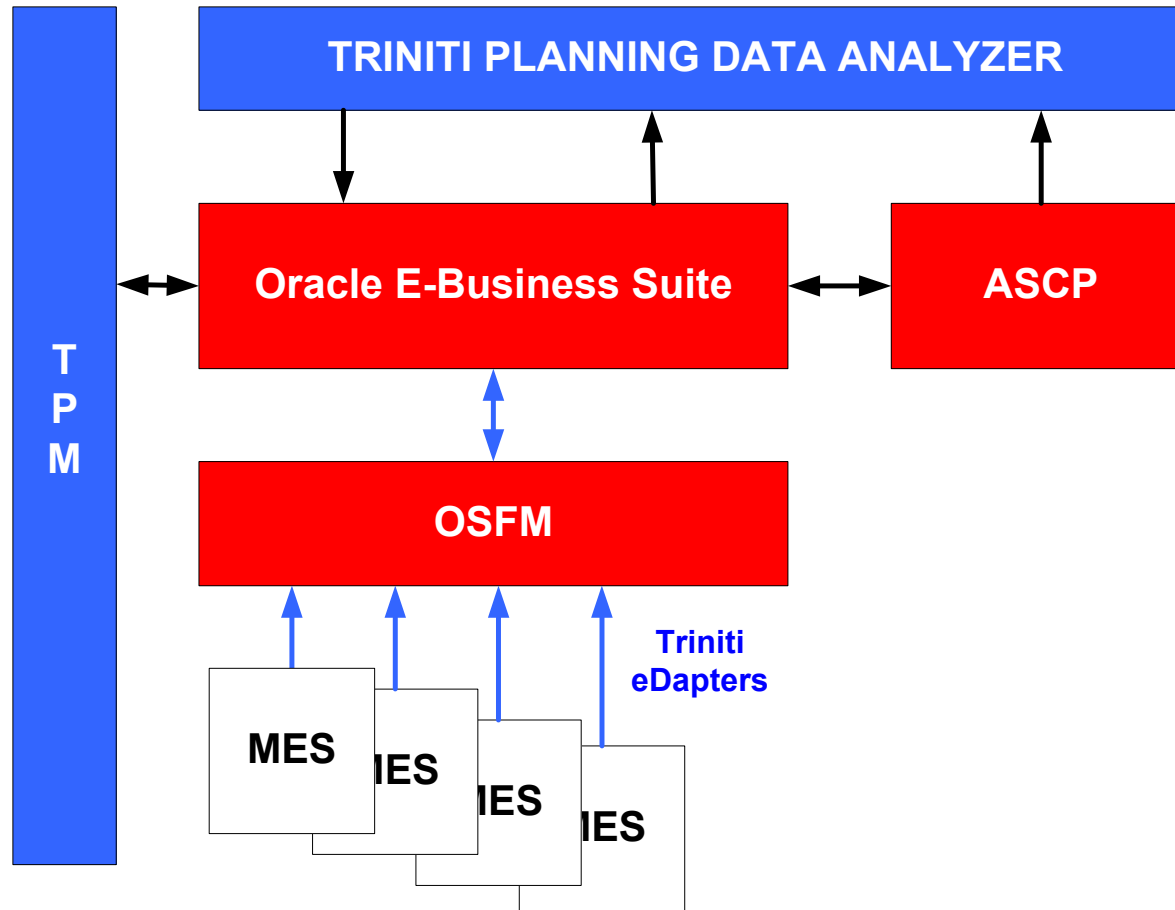
Overview of Trinity Accelerate Solution

- Based on years of implementation experience at small, medium and large scale semiconductor companies
- Ensures that data in ERP is accurate, timely, complete ensuring reliable decision making
- Provides business users with visibility into industry-standard processes
- Proven processes with flexibility to add, modify and expand the footprint as business scales
- Certified by Oracle as industry-specific Business Accelerate Solution

Trinity Accelerate Solution

- **Oracle E-Business Suite**
 - + extra modules, OSFM, ASCP
 - + special areas (Auto Drop Ship, OSP)
- **Trinity Products (Optional)**
 - **T P M (Product Modeler), T P D A (Planning Data Analyzer), eDapters**
- **Fast Track Implementation**
 - **Trinity Fables Template**
 - **Best practice business processes**
 - Test Scripts, Function map
 - **Pre-configured Set-ups**
 - Item Nomenclature, COA Structure
 - **Streamlined Testing**
 - **Trinity Rapid Implementation & Integration Tool (T R I ²)**

Triniti Accelerate Solution



Key Benefits of Trinitati Solution

- Trinitati Accelerate solution deploys common business transactions for semiconductor industry thereby dramatically speeding up the initial stages of the implementation
 - Implementation plan and scripts can be used to accelerate the deployment of the customer solution.
 - Validation plan and scripts can be used to further validate and certify the customer solution.
 - Education and knowledge transfer to test and train individual business users.

Key Benefits of Trinitati Solution

- Helps implementation team and business users to collaborate and focus on business processes rather than setup details
- Process flows are integrated with Project Management and Issue tracking tool that help better manage the implementation
- Provides users with ability to drill down to low-level setup details

Trinity Accelerate Processes (T A P)

Master Data (MP)

- Master Data Creation (MP1)
- New Inventory Org Creation (MP2)

Plan (PP)

- Initial ASCP Setups (PP1)
- Setup ASCP Instance (PP2)
- Collect ASCP Data (PP3)
- Verify Input Data (PP4)
- Launch ASCP Data (PP5)
- Analyze ASCP Data (PP6)
- Communicate ASCP Plan (PP7)
 - Communicate Source Plan (PP7.1)
 - Communicate Make Plan (PP7.2)
 - Communicate Deliver Plan (PP7.3)

Source and Make (SMP)

- FAB (SMP1)
 - Wafer Procurement (SMP1.1)
 - Make FAB (SMP1.2)
- SORT (SMP2)
- ASSEMBLY (SMP3)
- TEST (SMP4)
- PACK (SMP5)
- Inter-Org Transfer (SMP6)
- Indirect Material Procurement (SMP7)

Deliver (DP)

- Deliver (DP1)
 - Sales Maintenance (DP1.1)
 - Quoting (DP1.2)
 - Sales Order Booking (DP1.3)
 - Credit Check (DP1.4)
 - Release Shipping Inst. (DP1.5)
 - Auto Ship Confirm (DP1.6)
- Sales Returns/RMA (DP2)

Finance (FP)

- AP Invoice to Payment (FP1)
- AR Invoice to Receipt (FP2)
- GL Process (FP3)
- Ship and Debit Process (FP4)
- Period Closing Process (FP5)

T A P in Key Functional Areas - Oracle / Trinito Products Covered

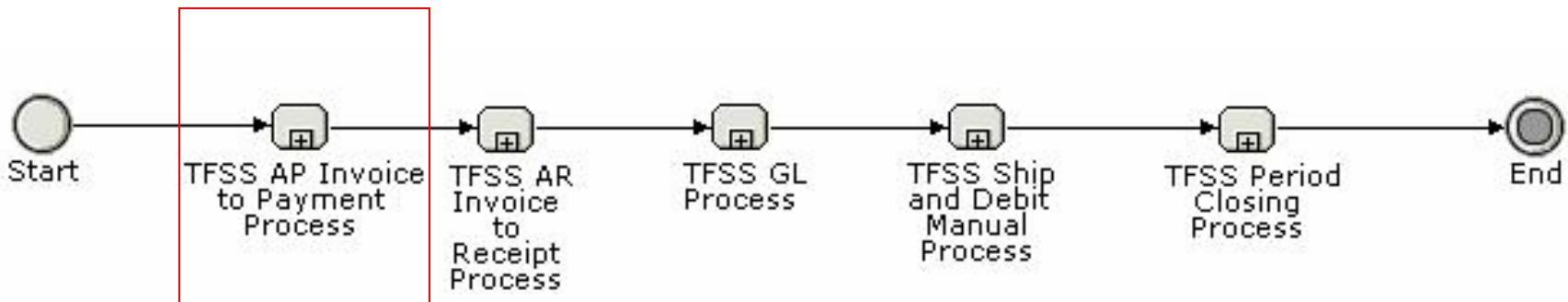
Financials	Master Data Creation	Source and Make	Deliver	Plan
AP Invoice to Payments	Create Master Data	Source & Make Process	Deliver Process	Planning Process
Invoice Creation Process	Auto Create OSP	FAB Process	Quoting	Initial ASCP Setups
Pay on Receipt Process	Define Item Cost	Make Process-FAB	Sales Order Booking	Setup ASCP Instance
Payment Creation Process	Pre Item Cost Set Up Steps	Wafer Sourcing Process	Sales Order Entry	Verify Input Data
Accounting of AP Transactions	Load OSP Resource Costs	Manual Allocation & OSP Sourcing	Credit Check	Collect ASCP Data
Transaction Transfer to GL	Load Purchased Material Costs	Dispatching	Release Shipping Instructions	Launch ASCP Plan
Reconciliation with GL	Request for Cost Set Up	Inter-org Transfer Process	Release Sales Orders	Analyze ASCP Plan
AR Invoice to Receipts	Supply Chain Cost Roll-up	Inter-org Transfer Manual Process	Release Shipping Documents	Communicate ASCP Plan
Invoice Creation Process	New Inventory Org Creation	Inter-org Transfer Automatic Process	Export Compliance Check	Communicate Source Plan
Receipt Creation Process	Inventory Organization Setup	Sort Process	Auto Ship Confirm	Communicate Make Plan
Credit Memo Creation Process	Define BOM Setups	Make Process-SORT	Customer VMI	Communicate Deliver Plan
Transfer to GL and Reconciliation Process	Define Costing Setups	Dispatching and Allocation Process	Sales Maintenance Process	
GL Process	Define WIP Setups	Assembly Process	Create Customer	
GL Ship and Debit Manual Process	Define OSFM Setups	Make Process-ASSY	Create Price List	
Period Closing Flows		Assembly Build request	Sales Returns	
AP Closing		Test Process	Invoicing	
PO Closing		Make Process-TEST	Collections/Receive Payment	
Inventory / WIP Closing		Test Build request		
AR Closing		Pack Process		
GL Closing		Make Process-PACK		
		Pack Build Request		
Oracle Modules / Trinito Products Covered				
General Ledger	Trinito Product Modeler	Trinito Edapters	Quoting	Trinito Planning Data Analyzer
Oracle Payables	Inventory	Trinito Lot Start	Order Management	Oracle Advanced Supply Chain Planning
Oracle Receivables	Oracle Bills of Material	Oracle Shop Floor Management		
Purchasing	Oracle Work in Process	Purchasing		
Inventory	Cost Management	Inventory		
Work in Process	Purchasing	Order Management		

LEGEND: Business Processes marked **RED** are high-level processes and those in **BLUE** and **MAROON** are sub-processes. Products marked **RED** are Trinito Products

T A P : Financials Process

Financials Process

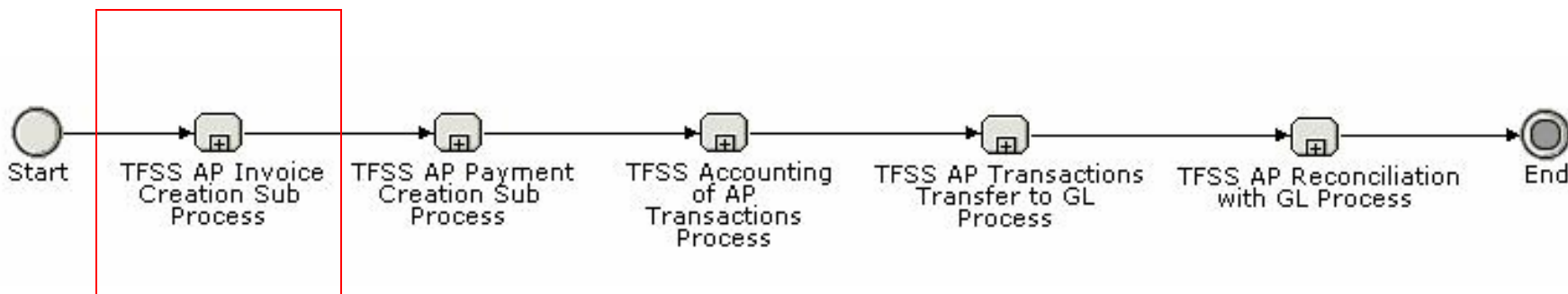
FP



T A P : Financials Process

- Financials Process
- AP Invoice to Payment Process

FP1



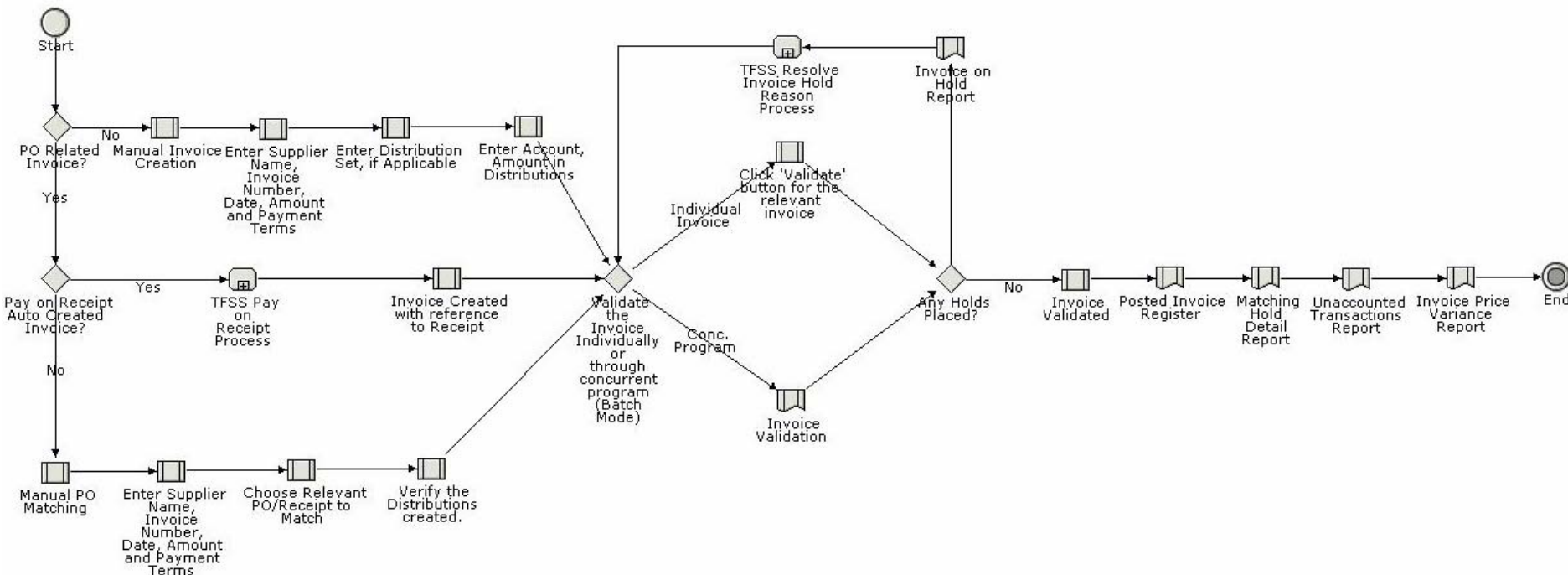
T A P : Financials Process

—Financials Process

—AP Invoice to Payment Process

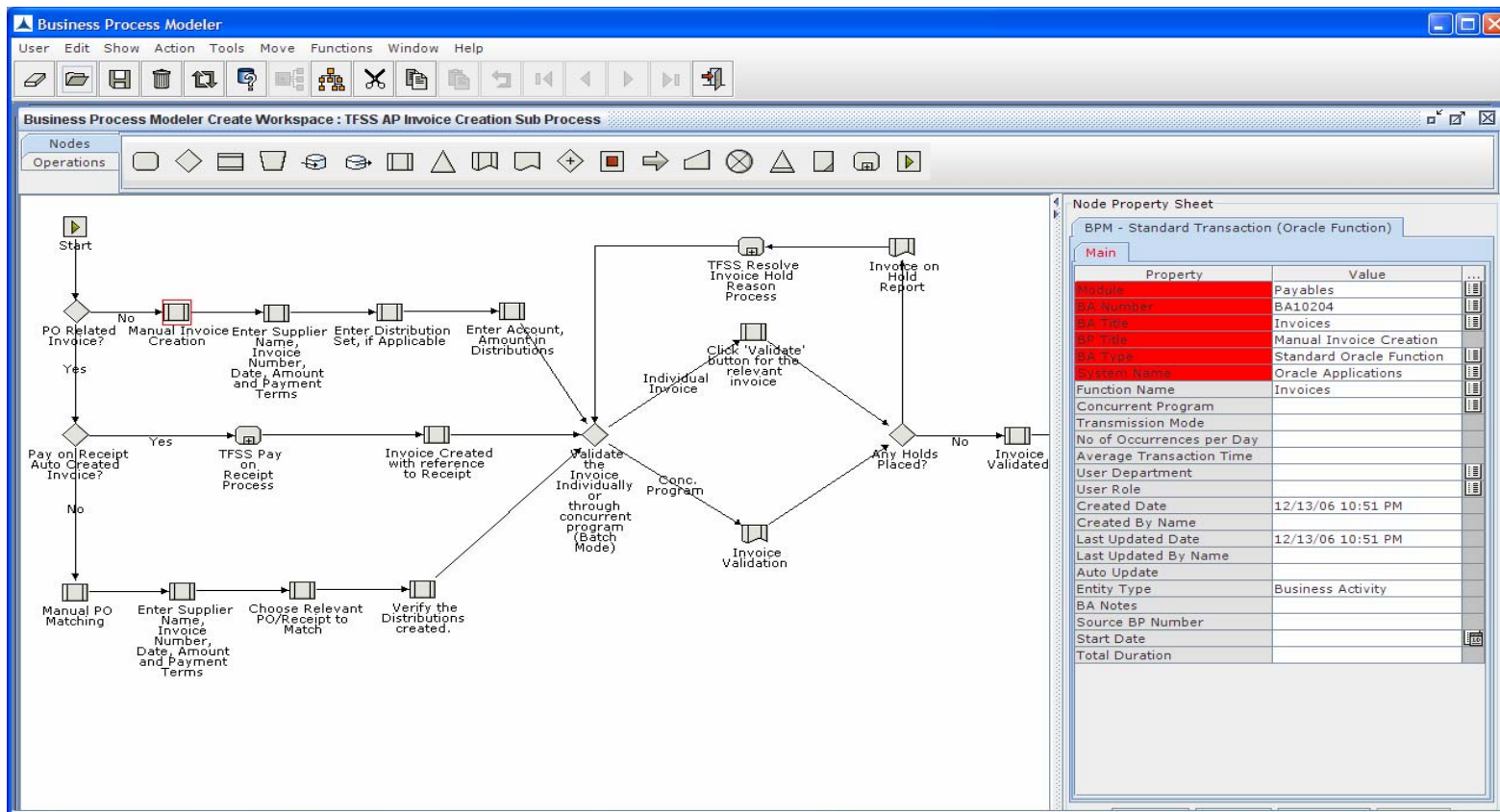
—AP Invoice Creation Sub-Process

FP1.1

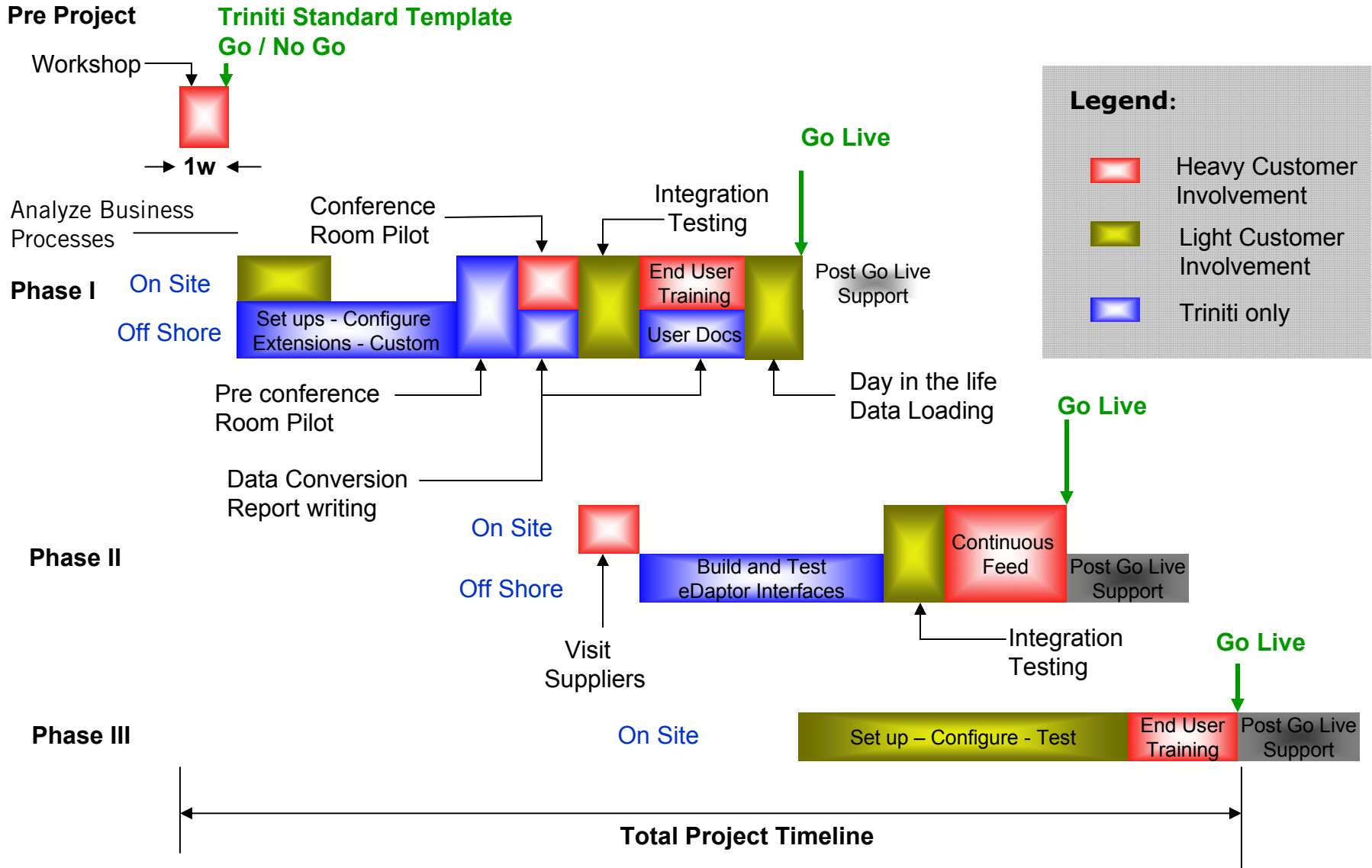


T A P : Financials Process

- Financials Process
- AP Invoice to Payment Process
- AP Invoice Creation Sub-Process



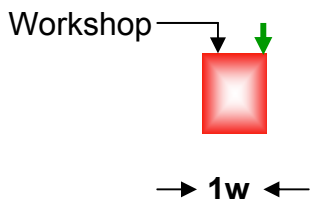
T A P : Overall Schedule




T A P : Phase I Schedule

Pre Project

Trinity Standard Template
Go / No Go



Legend:

-  Heavy Customer Involvement
-  Light Customer Involvement
-  Trinity only

